



---

# The National HIV/AIDS and Aging Awareness Day Webinar will start in a moment.....

- Thank for your joining us. Some things to remember.....
  - Questions may be asked at the end of the presentation. As we go along, please note your question and we will answer all questions at the end of today's Webinar
  - Please put your phone on mute. Please **DO NOT** put your phone on hold.

---



# National HIV/AIDS and Aging Awareness Day September 18

**Presented by:**

**Florida Department of Health, Bureau of  
HIV/AIDS**

**Florida Department of Elder Affairs,  
Communities for a Lifetime Program**

**And**


**The AIDS Institute**





# Presenters:

- For the Department of Health
  - Karen Simons



## For the Department of Elder Affairs

- Sharita McKinnon



## For The AIDS Institute

- Michelle Scavnicky



---



# So, what is National HIV/AIDS and Aging Awareness Day?





---

# National HIV/AIDS and Aging Awareness Day

- The AIDS Institute launched a new national awareness initiative entitled “National HIV/AIDS and Aging Awareness Day (NHAAAD)” on September 18, 2008
- This campaign is further supported by the U.S. Department of Health and Human Services, Office of HIV/AIDS Policy, and [www.aids.gov](http://www.aids.gov)



---

# National HIV/AIDS and Aging Awareness Day

- **The National HIV/AIDS and Aging Awareness Day highlights the complex issues related to HIV prevention, care and treatment for aging populations in the United States.**
- **The goal of the campaign is to emphasize the need for prevention, research, and data targeting the aging population, medical understanding of the aging process and the impact of HIV/AIDS.**

# Target Audience for this Day...



People living with HIV/AIDS (PLWHA's) who are aging with the disease or already over 50 at the time of their individual diagnosis

Increasing percentage of the population that needs to protect itself from HIV infection, including the aging baby boomer population

Increasing number of grandparents becoming the primary guardian for children who have lost their parent(s) to HIV/AIDS

# The “Graying” of the Epidemic

- By 2015, people over 50 will constitute the majority of all people in this country with HIV/AIDS.

(source: “*Growing Older with the Epidemic: Aging and HIV*” 2010 Gay Men’s Health Crisis, Inc.)






# Older adults remain sexually active and engage in risky behaviors


- ❑ Contrary to stereotypes of older people, there is substantial evidence that significant numbers remain sexually active.
- ❑ An AARP study found that of adults between the ages of 45 and 59, 55% of men and 50% of women reported being sexually active in the previous six months.
- ❑ In older adults ages 60 to 74, 31% of men and 25% of women reported being sexually active in the prior half year.
- ❑ A different study conducted by the National Council on Aging reported that among those over 60, 61% of men and 37% of women report being generally sexually active, with people in their 60s being the most sexually active, and people above 80, the least.

❑ Source: “*Growing Older with the Epidemic: Aging and HIV*”



- The gender imbalance among older populations—with women progressively outnumbering men as cohorts age—also affects condom use and risk behavior, leaving older men with much greater bargaining power in heterosexual sex. This puts women at a disadvantage in their ability to negotiate condom usage, which in one study has been shown to decrease a woman’s ability to use a condom during intercourse with a man.
- Behavioral risks faced by older women are compounded by the fact that postmenopausal women have an increased biological risk of HIV infection (and other STIs), due to hypoestrogenism and the resulting vaginal dryness that occurs with aging.

□ Source *Growing Older with the Epidemic: Aging and HIV*



- ❑ Many older people who begin sexual activity with new partners after divorce or the death of a long-term spouse or partner do not know that they may now be at risk for HIV or STIs.
- ❑ Several studies have documented misconceptions about HIV transmission and the effectiveness of condoms in preventing STIs and HIV among older adults.
- ❑ Some older adults think that HIV is transmitted through casual contact or blood transfusions.
- ❑ Older adults have lower rates of condom use and less knowledge of HIV transmission than younger people.
- ❑ Also, the effective use of a condom is substantially more difficult for an individual with erectile dysfunction, which becomes much more common with age.



# The Senior Dating Scene.....




- Medical advancements also allow people to live longer, more active lives. This may increase the chances of outliving a spouse, leaving these people with greater opportunity to explore the single life often present in retirement homes and communities.
- Today, 56 percent of Americans over the age of 65 are not married.
- The Viagra Factor. A multitude of innovations have increased dating and sexual activity among older individuals. Pharmaceuticals like Viagra and hormone replacement treatments for both men and women have made it physically easier for retirees to get physical.

■ Source: Dating After Retirement by Allison Bond – AOL Health



# 2009 Florida State Profile

□ *Source: Florida Department of Elder Affairs*





# Population by Age


□ 60 +	23.1%
□ 65 +	17.3%
□ 70 +	12.7%
□ 75 +	8.8%
□ 80 +	5.4%
□ 85 +	2.6%



---

# Population by Race (60+)

□ White	90.0%
□ Non-White	10.0%
■ Black	8.6%
■ Other Minorities	1.5%






---

# Population by Ethnicity (60+)

- Total Hispanic 13.0%
  - White 12.3%
  - Non-White 0.7%






---

# Population by Gender (60+)

□ Male 44.6%


□ Female 55.4%






# Grandparents (60+)

- Total 60+ living with own grandchildren = 194,060
- Grandparent responsible for own grandchildren = 60,476



- 
- Despite myths and stereotypes, many seniors **are** sexually active, and some are drug users; therefore, their behaviors **can** put them at risk for HIV infection.
  - According to CDC, sexually active older people are much less likely than the young to use condoms, mainly because they do not see themselves as at-risk for the disease or pregnancy



---

## Reported HIV Cases Among Persons Age 50+, Florida, 1999-2008

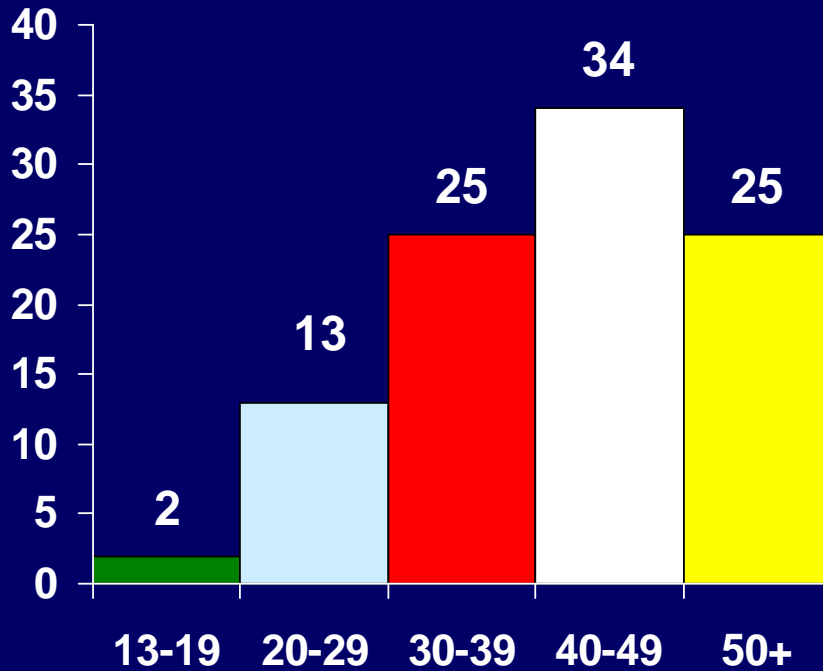
- Of the 2,497 HIV/AIDS case deaths in 2008, 46% were among people 50 years old and above.

# Percent of Adult Cases By Age Group, Florida, 2009

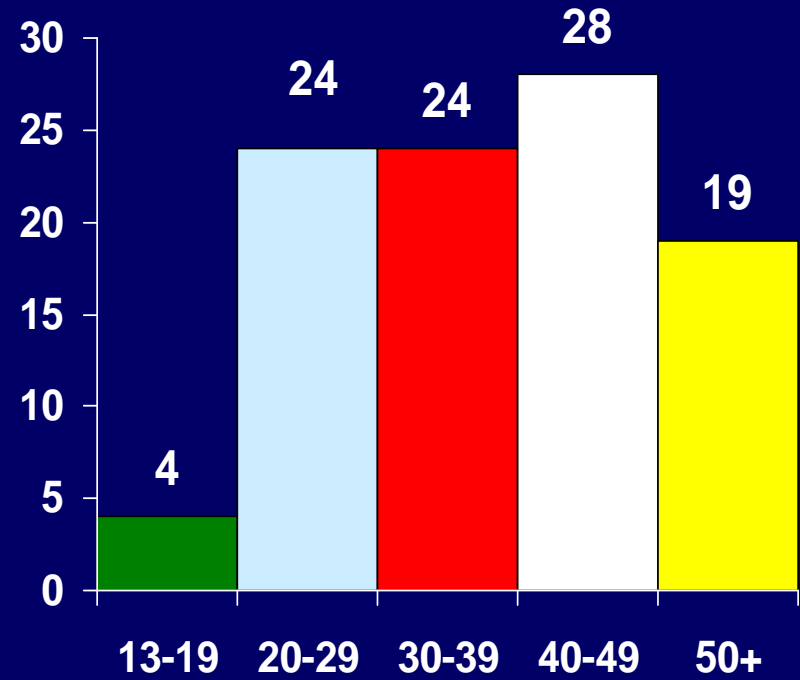
AIDS (N=4,346)

HIV (N=5,368)

Percent

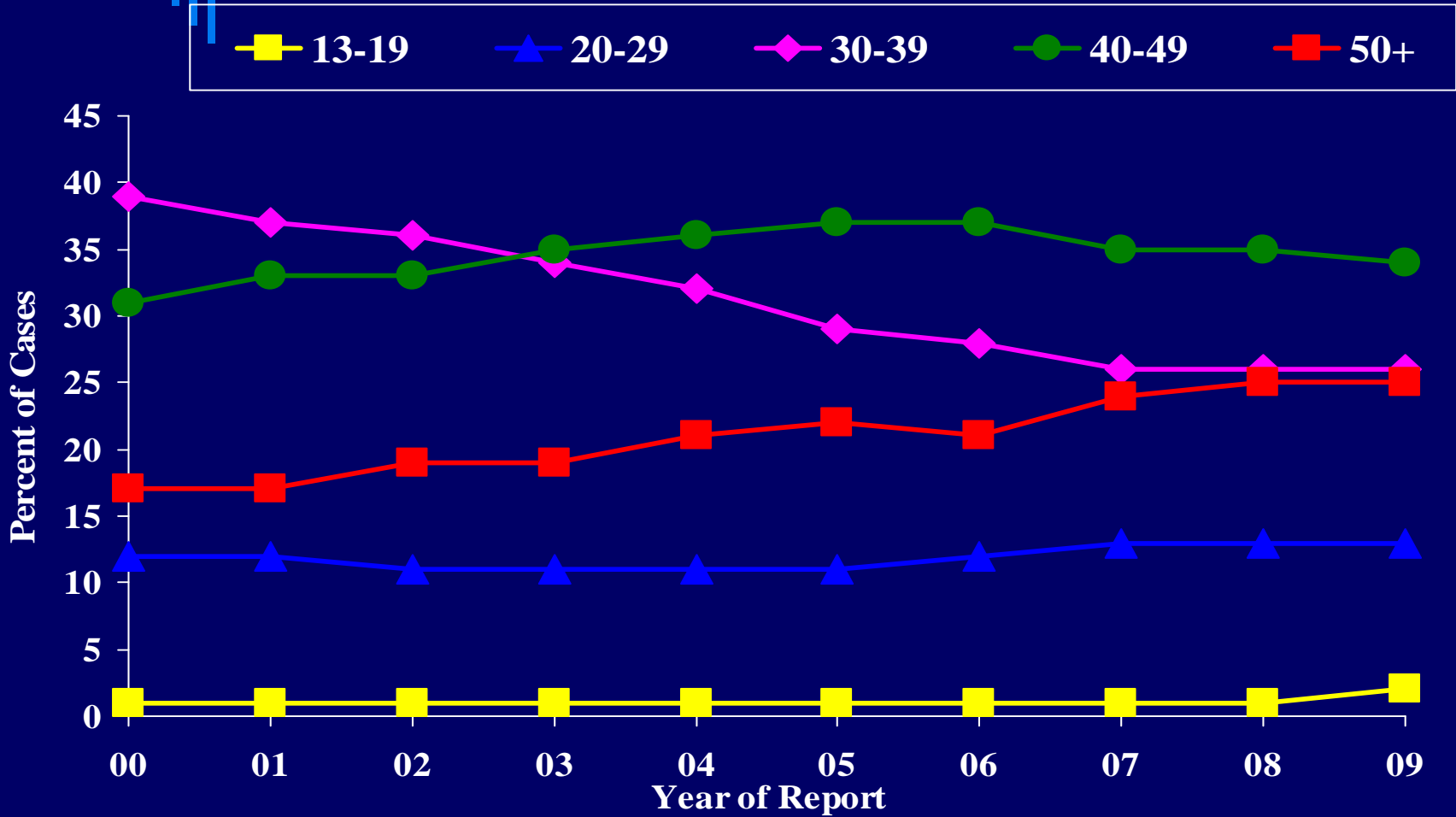


Percent



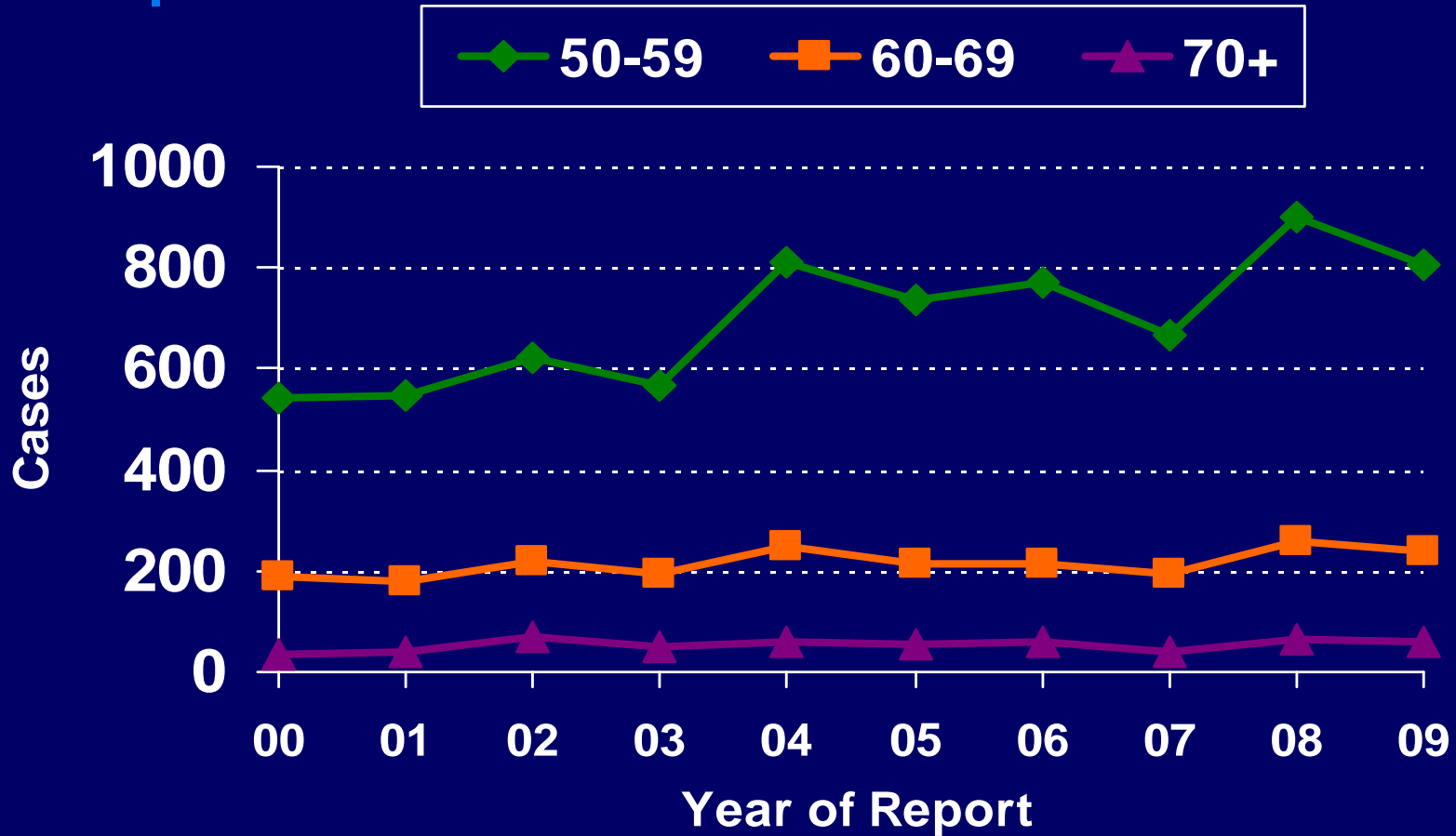
Comment: HIV cases tend to be younger than AIDS cases. HIV cases tend to reflect more recent transmission than AIDS cases, and thus present a more current picture of the epidemic.

# Percent of AIDS Cases By Age of Diagnosis and Year of Report Florida, 2000-2009

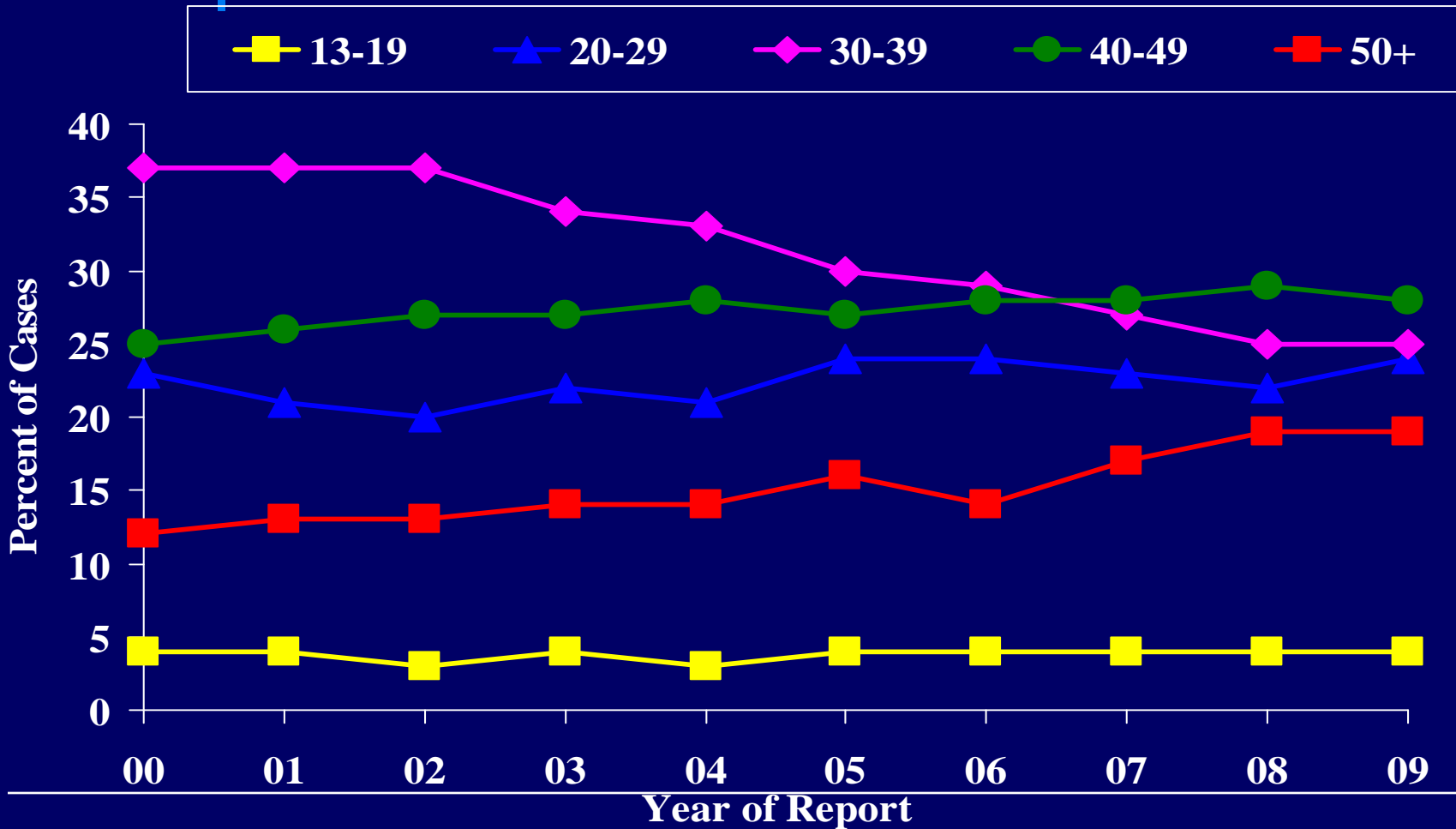


Comment: The percent of newly reported cases has shown increases among the 20-29 and 50+ age groups over the past several years.

# Reported AIDS Cases Among Persons Age 50+ Florida, 2000-2009

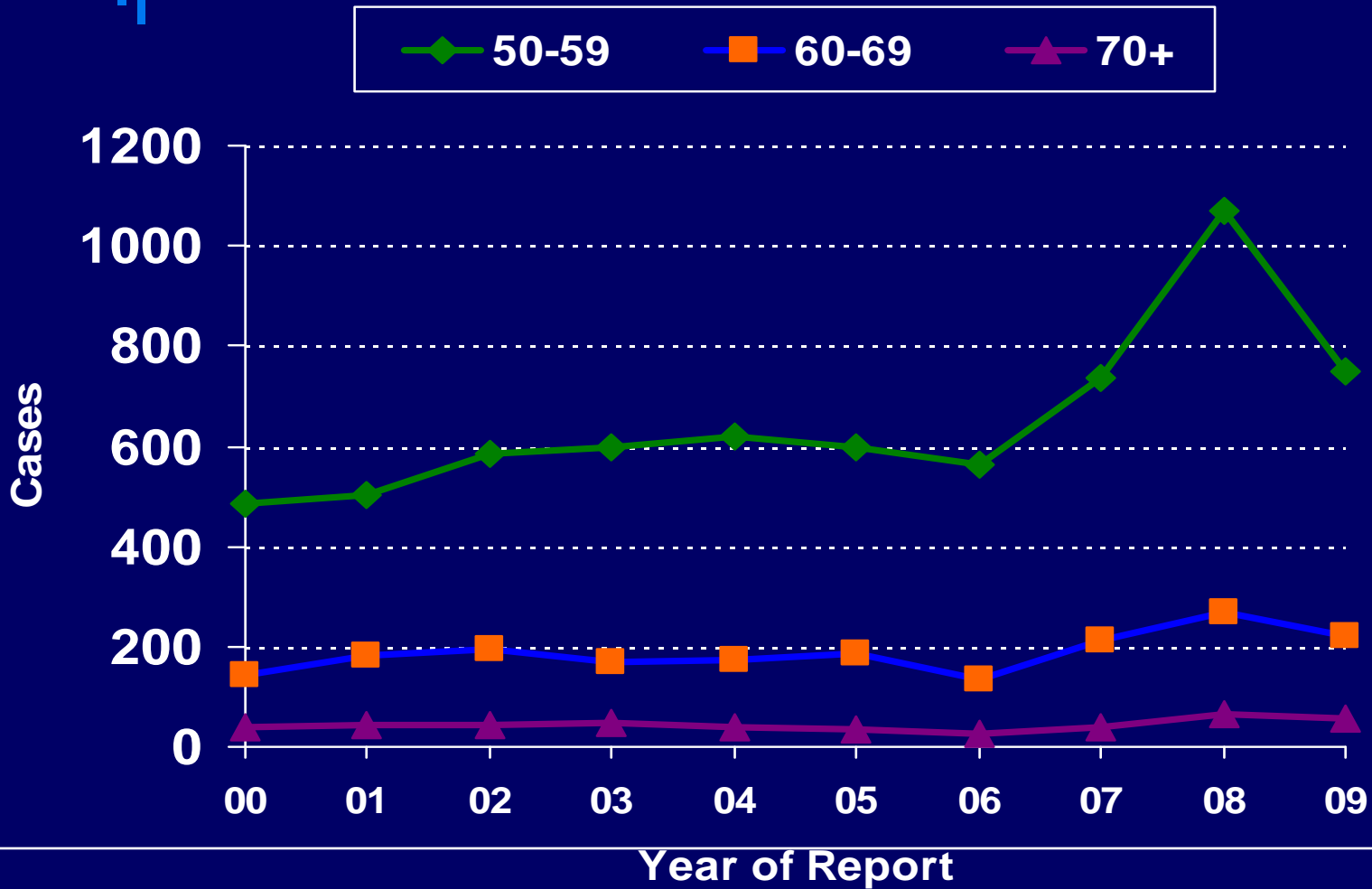


# Percent of Adult HIV Cases By Age Group\*, Florida, 2000-2009

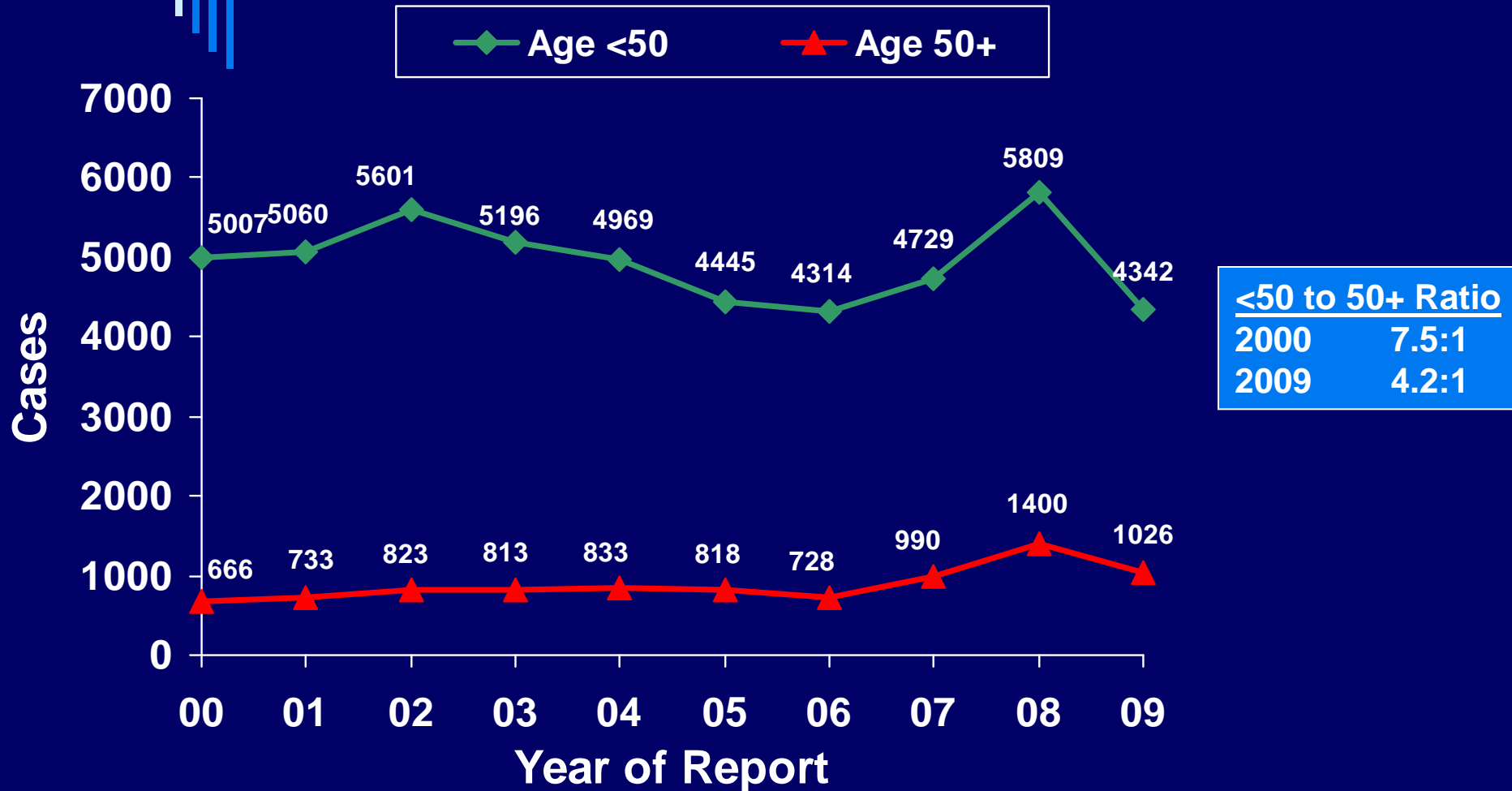


Comment: The percent of newly reported cases has shown increases among the 40-49 and 50+ age groups over the past several years.


# Reported HIV Cases Among Persons Age 50+ Florida, 2000-2009



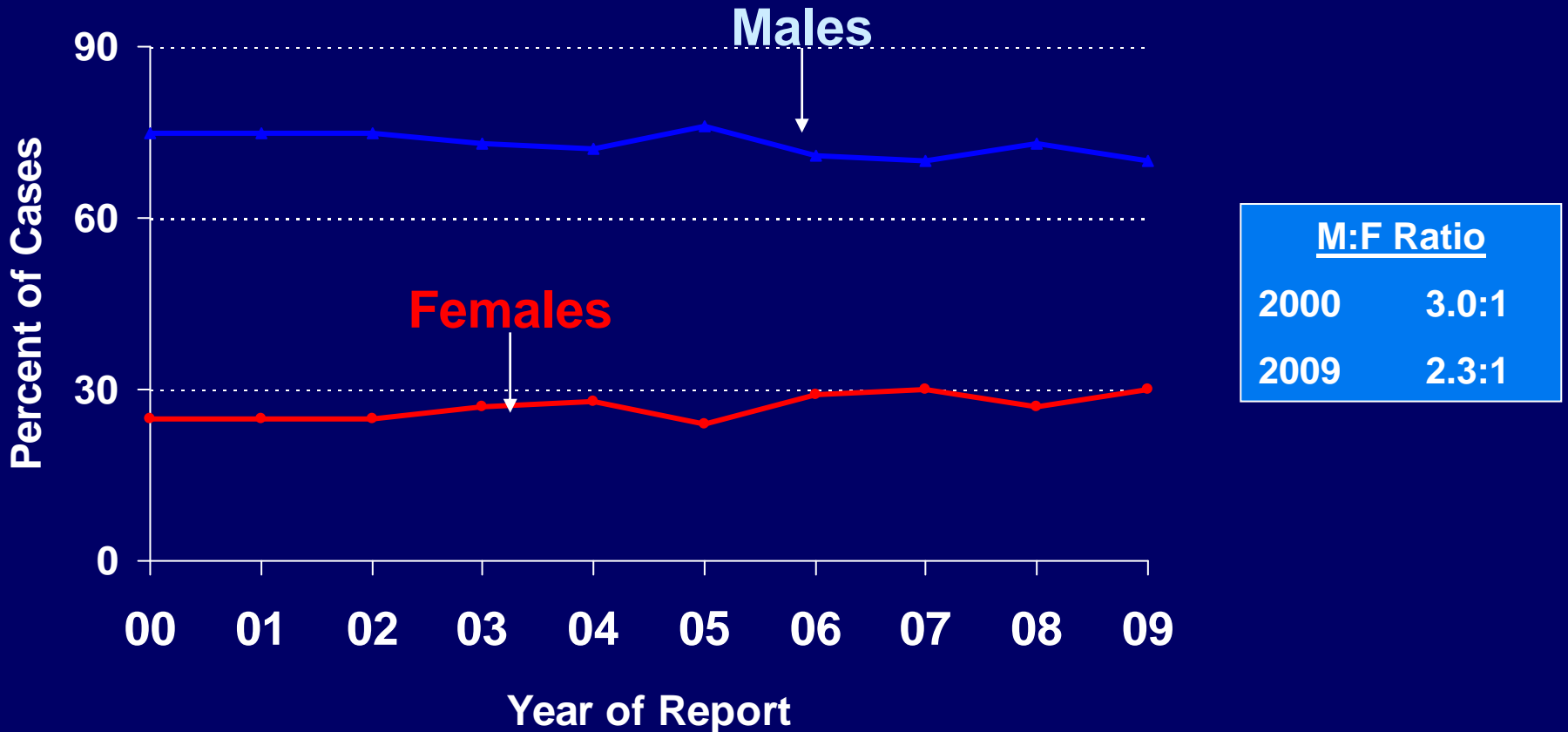
# Newly Reported HIV Cases By Age Group, Florida, 2000-2009



Comment: The relative increases in cases age 50+ reflect the changing face of the AIDS epidemic over time.

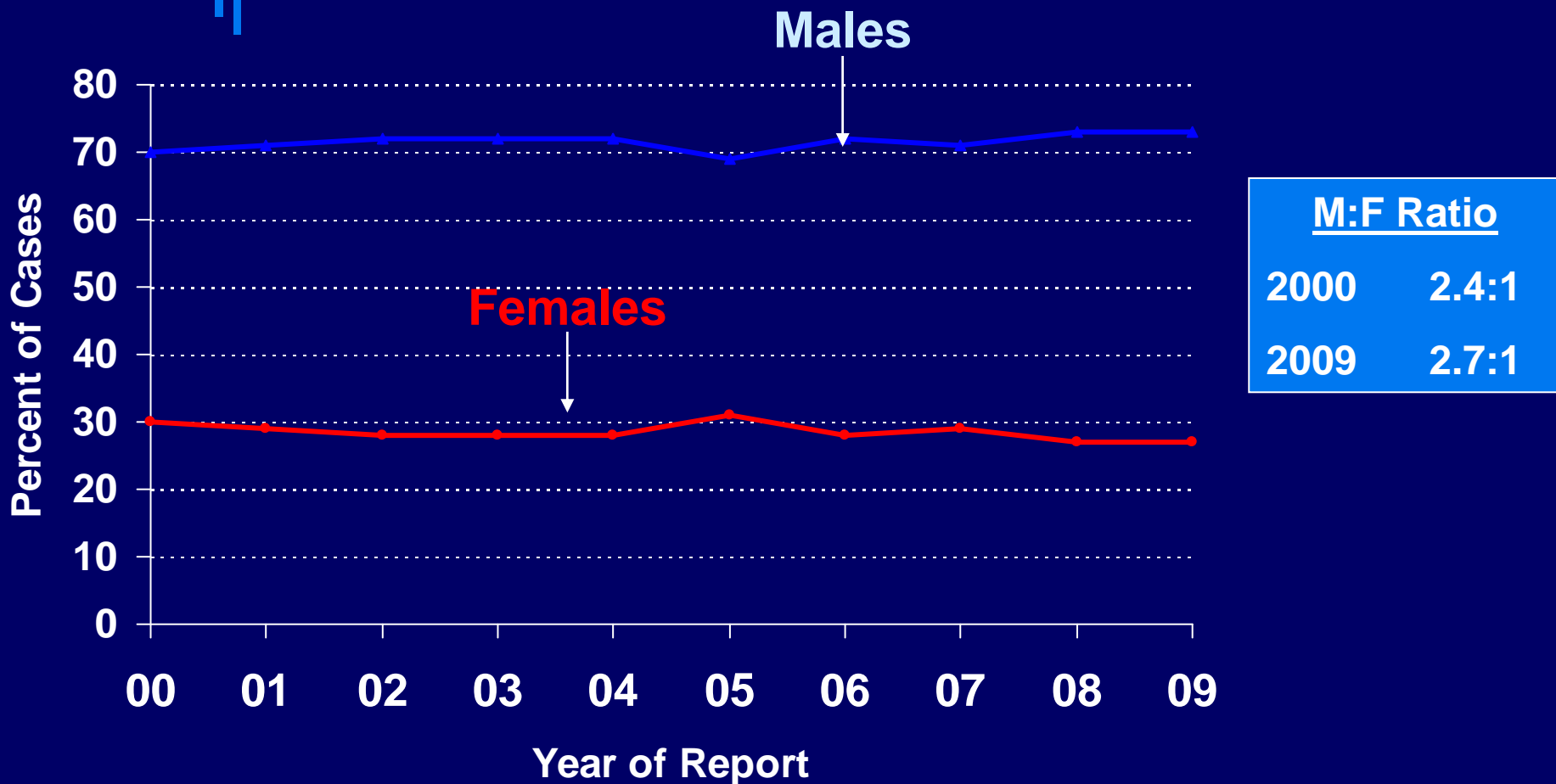


# Percent of AIDS Cases Among Persons Age 50+, by Sex and Year of Report, Florida, 2000-2009



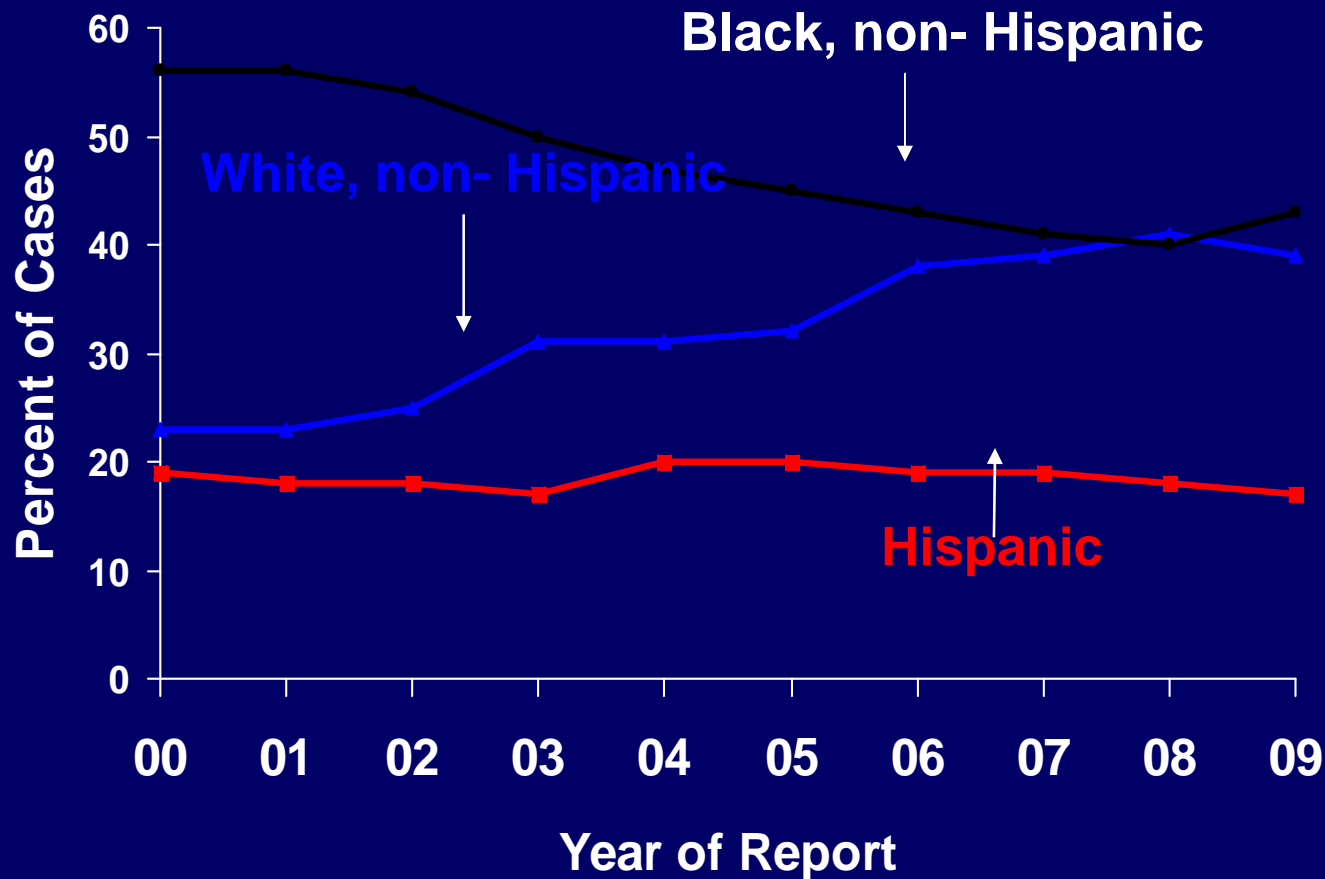
Comment: AIDS cases tend to represent HIV transmission that occurred many years ago. The relative increases in female cases reflect the changing face of the AIDS epidemic over time.

# Percent of HIV Cases Among Persons Age 50+, by Sex and Year of Report, Florida, 2000-2009

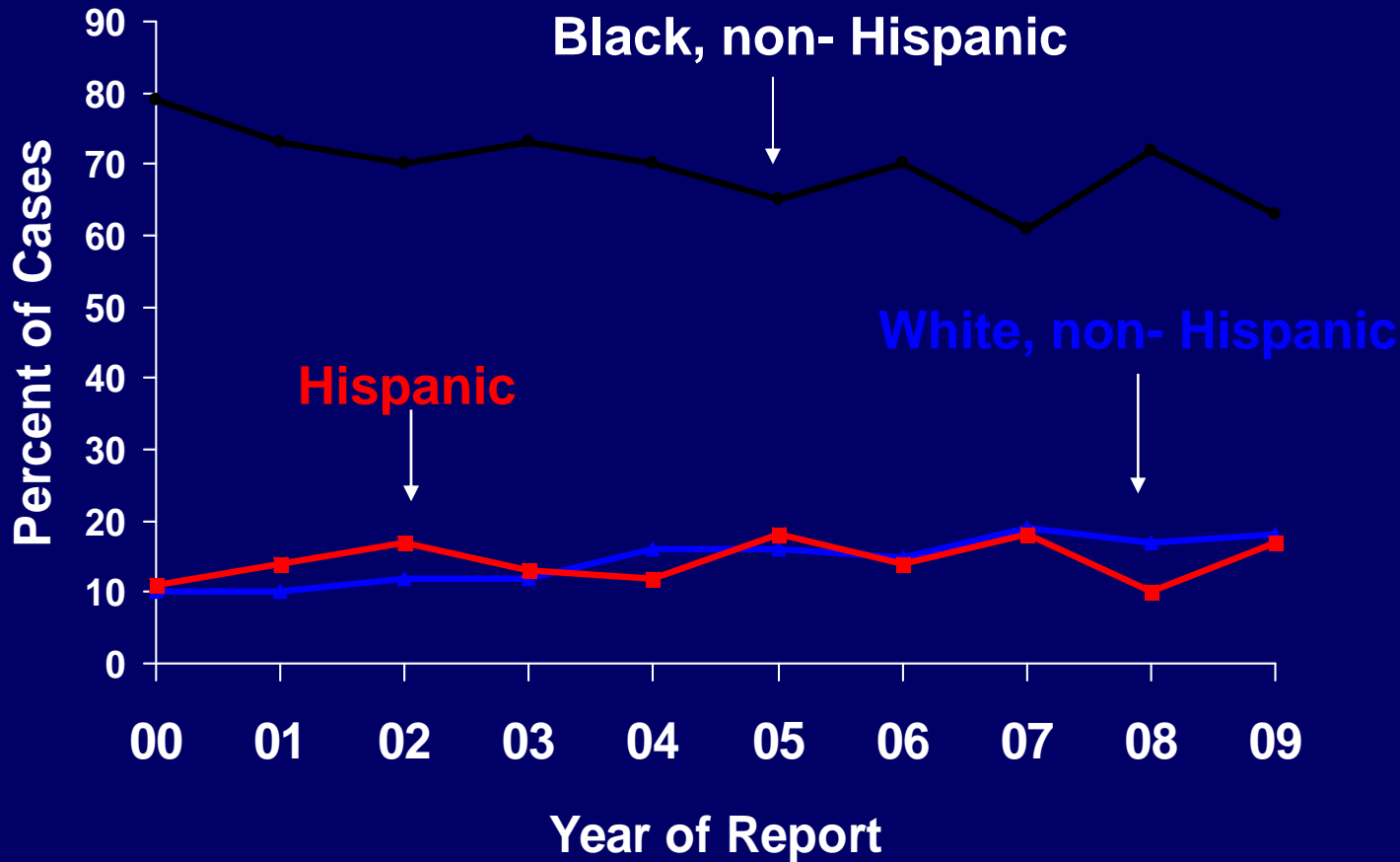


Comment: The relative increases in male HIV cases might be attributed to recent increases in HIV transmission among men who have sex with men (MSM), which may influence future AIDS trends.

# Percent of Male HIV Cases Among Persons Age 50+, by Race/Ethnicity and Year of Report, Florida, 2000-2009



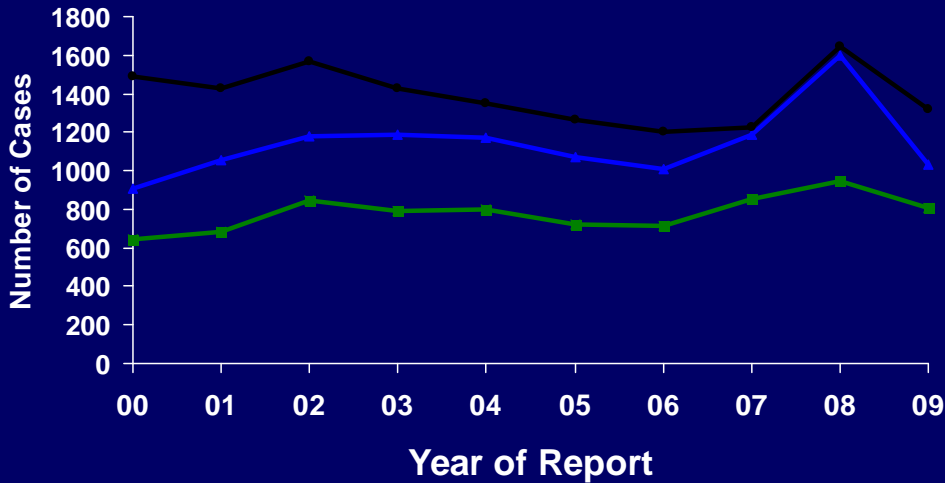
# Percent of Female HIV Cases Among Persons Age 50+, by Race/Ethnicity and Year of Report, Florida, 2000-2009



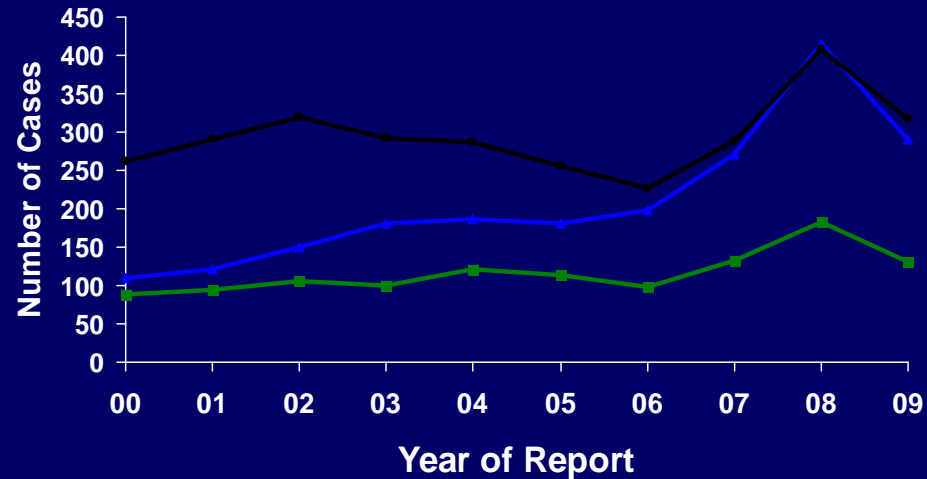
# Number of Male HIV Cases By Age Group and Race/Ethnicity, Florida, 2000-2009


▲ White, non Hispanic     
 ● Black, non-Hispanic     
 ■ Hispanic

Less than 50 years



50+ years





# Number of Female HIV Cases By Age Group and Race/Ethnicity, Florida, 2000-2009

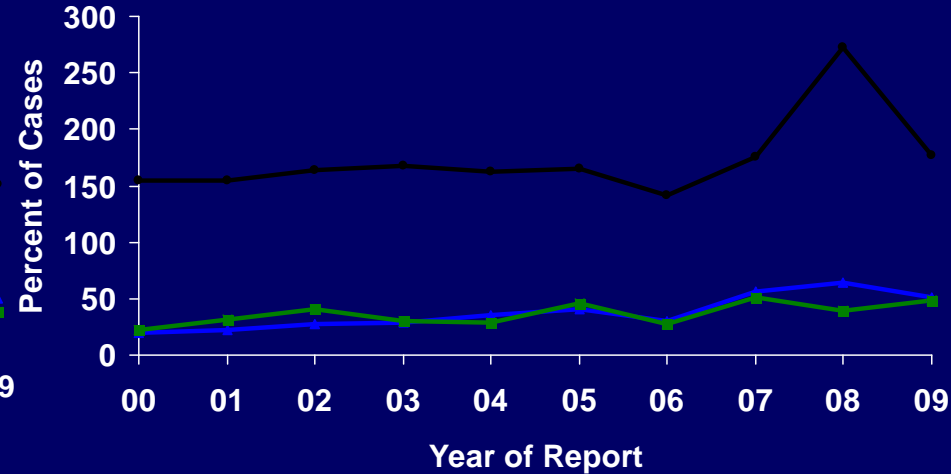
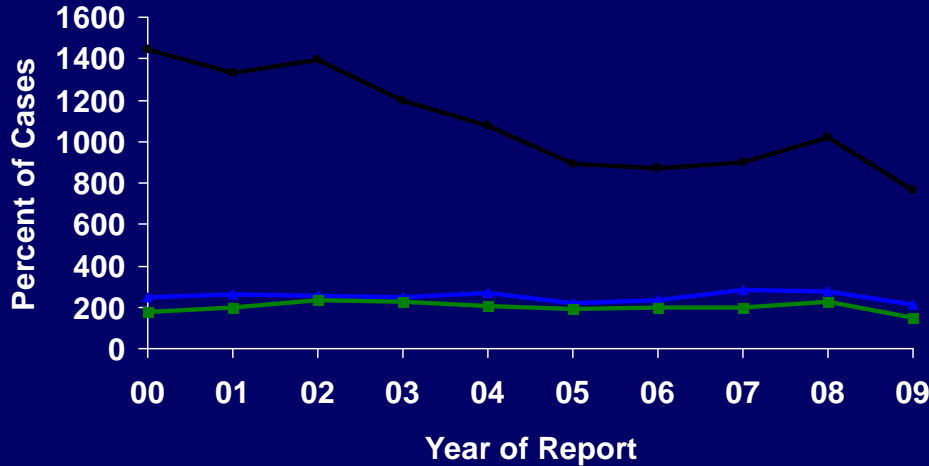
White, non-Hispanic


Black, non-Hispanic

Hispanic

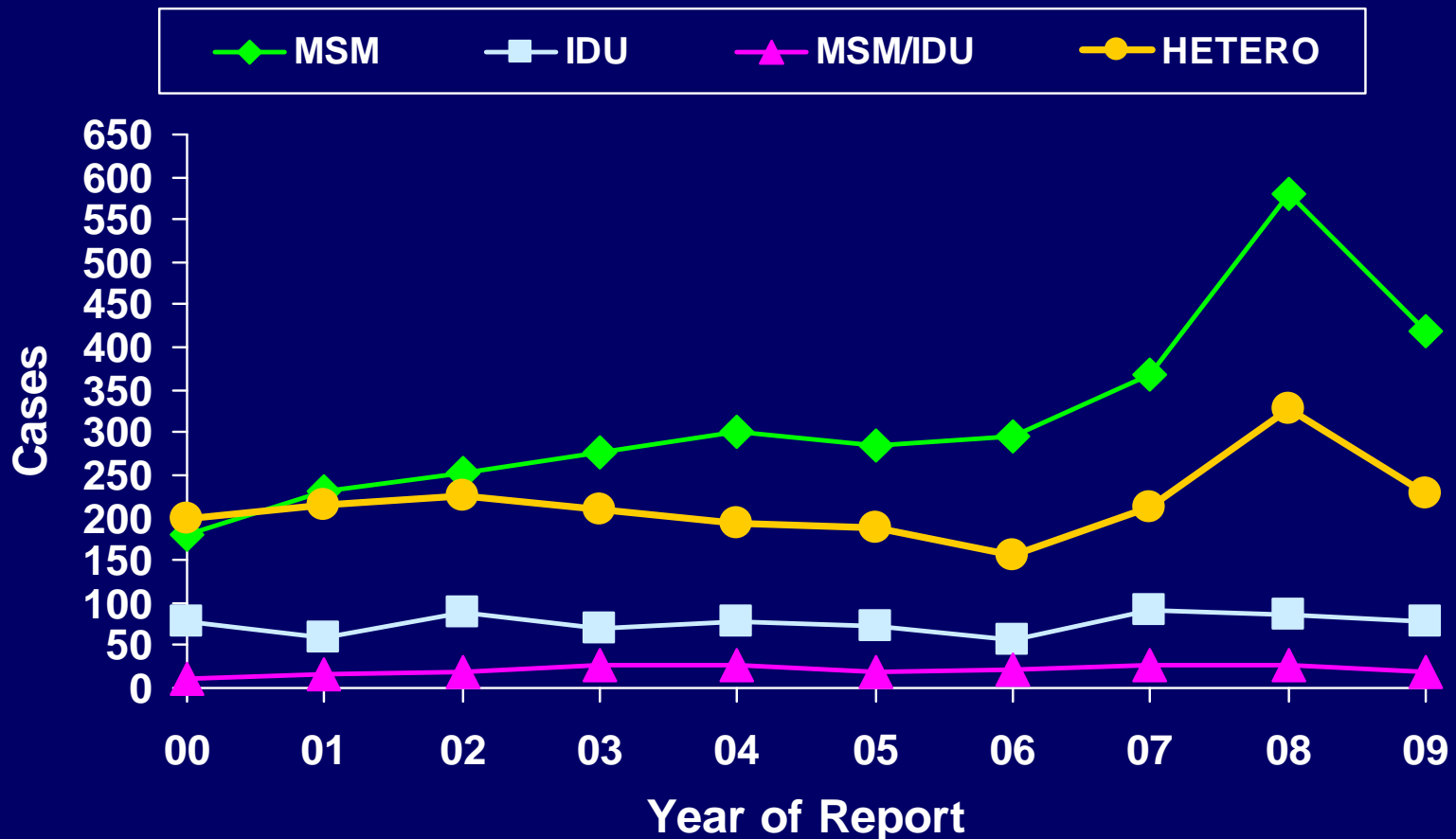
Less than 50 years

50+ years



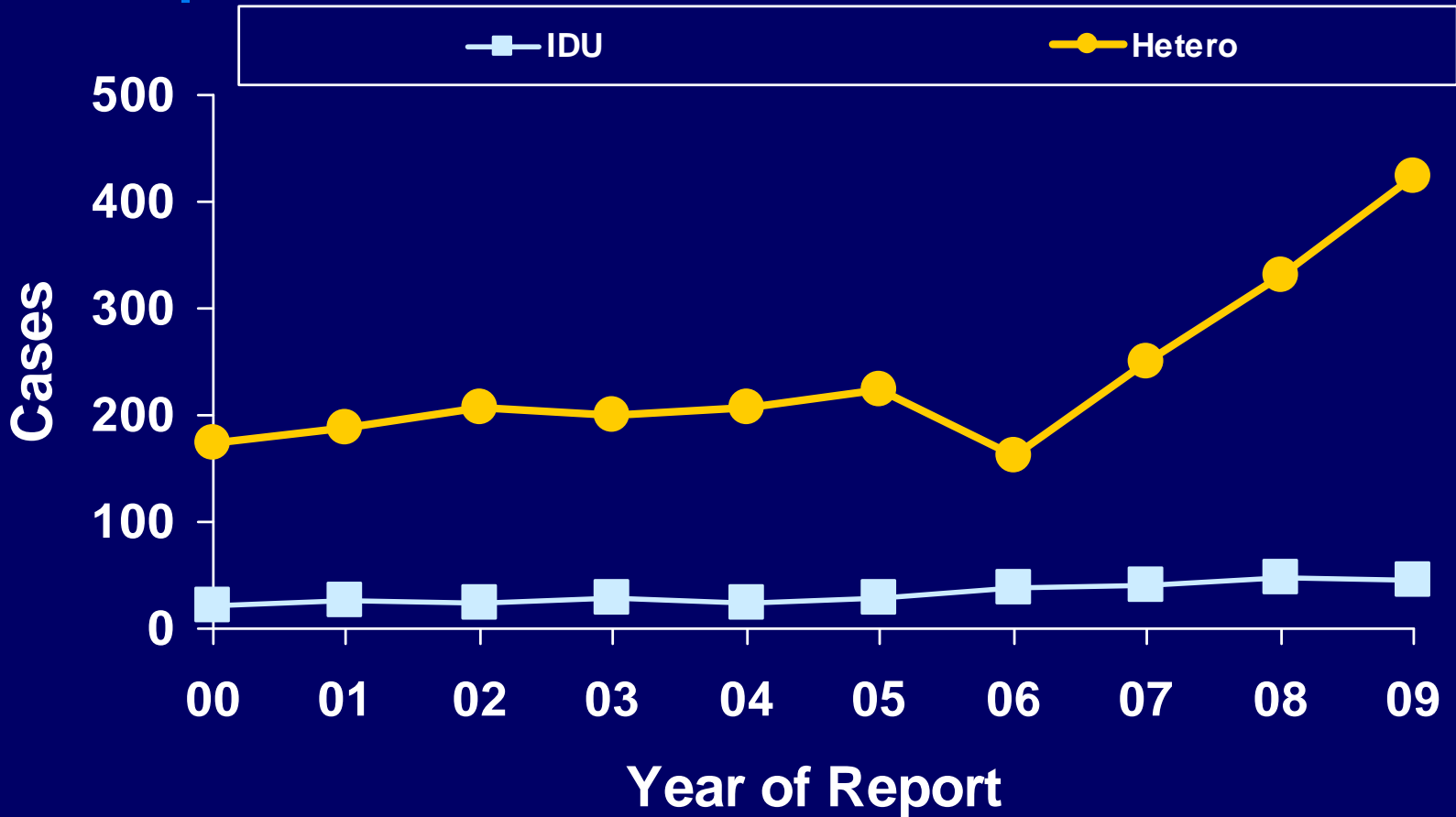


# Male HIV Cases Among Persons Age 50+ by Mode of Exposure and Year of Report, Florida, 2000-2009




Note: NIRs redistributed

# Female HIV Cases Among Persons Age 50+ by Mode of Exposure and Year of Report, Florida, 2000-2009



Note: NIRs redistributed.

# Living HIV/AIDS Cases by Gender and Age Group Florida, Through 2009

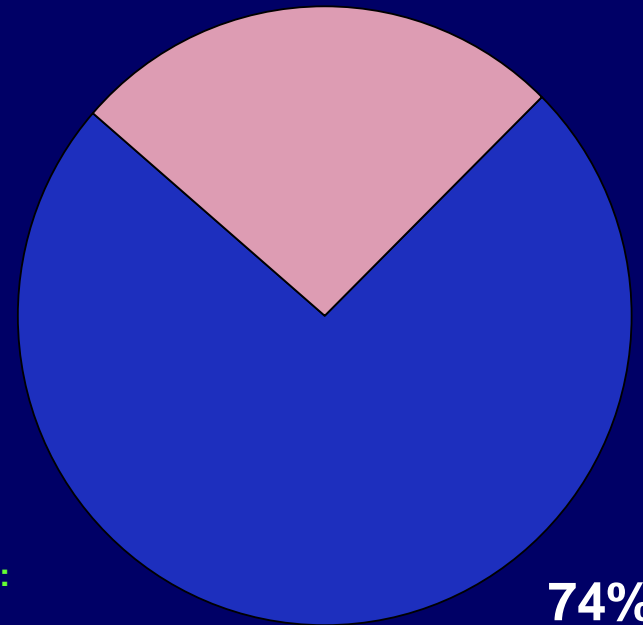
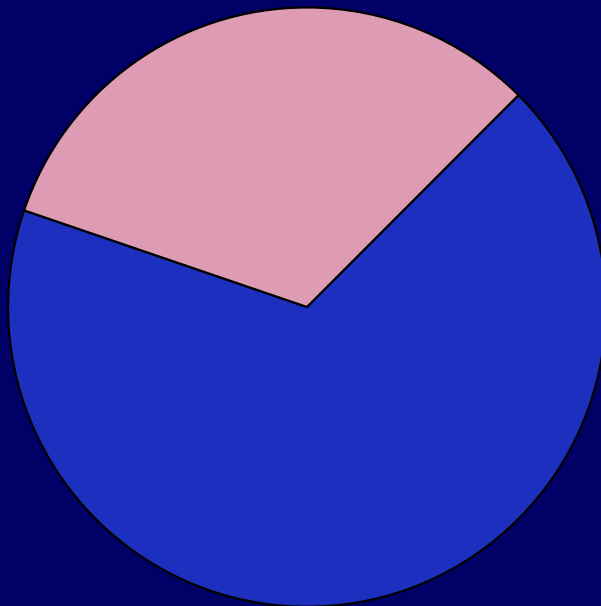


Age <50, (N=61,559)

Age 50+, (N=31,129)

32%

26%



■ Males  
■ Females

Florida's Adult Population is:  
49% Male and 51% Female.

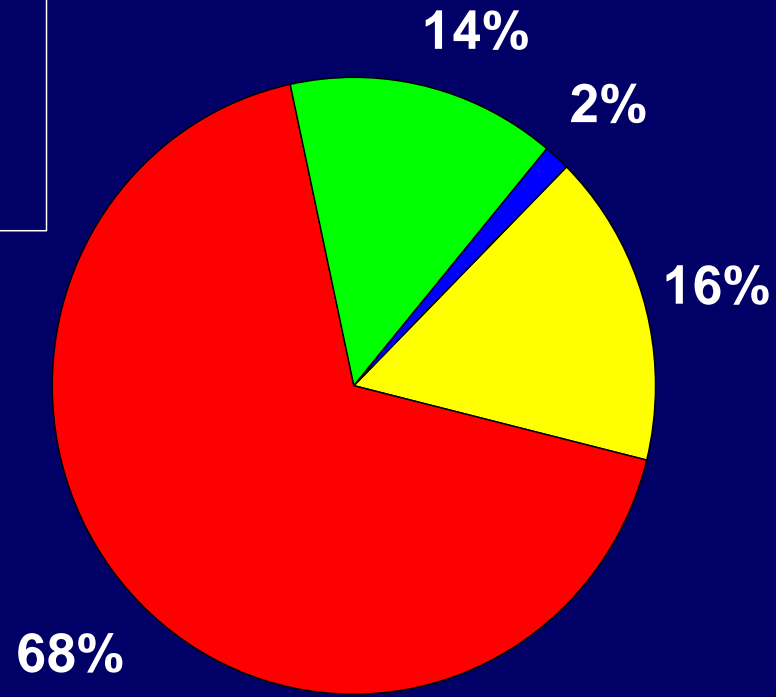
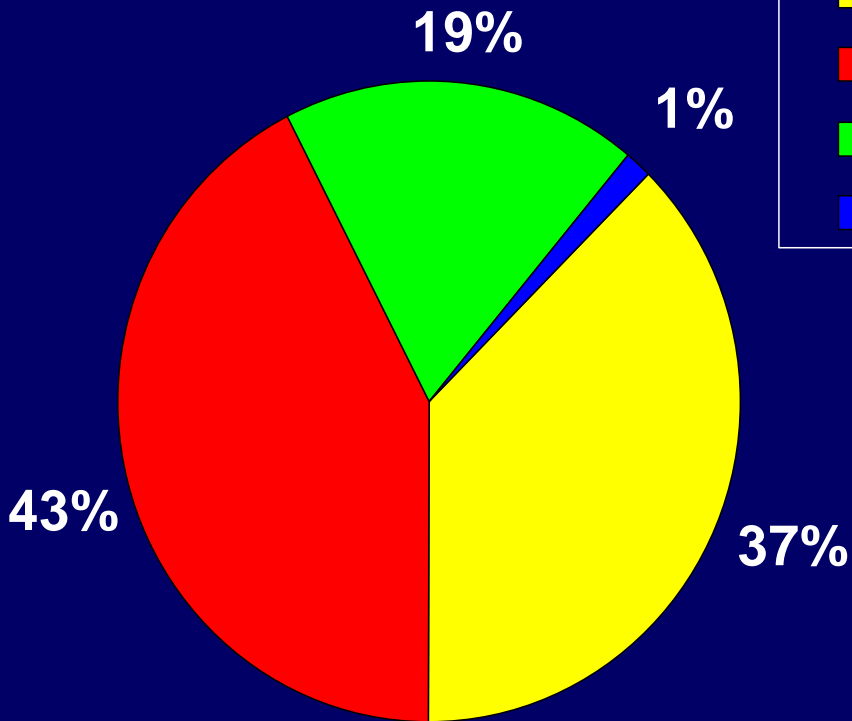
68%

74%

# Living HIV/AIDS Cases, Ages 50+ By Gender & Race/Ethnicity Florida, Through 2009

Males  
N=22,994

Females  
N=8,135




- White
- Black
- Hispanic
- Other\*\*

Comment: In this snapshot of living HIV/AIDS cases through 2009, among males 43% are black and the majority of females are black (68%).

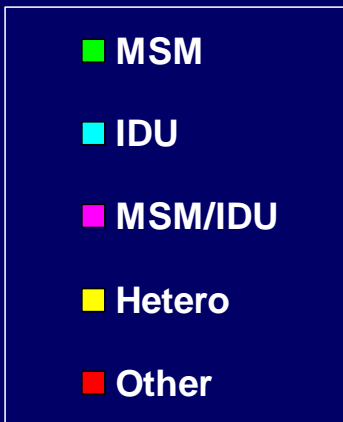
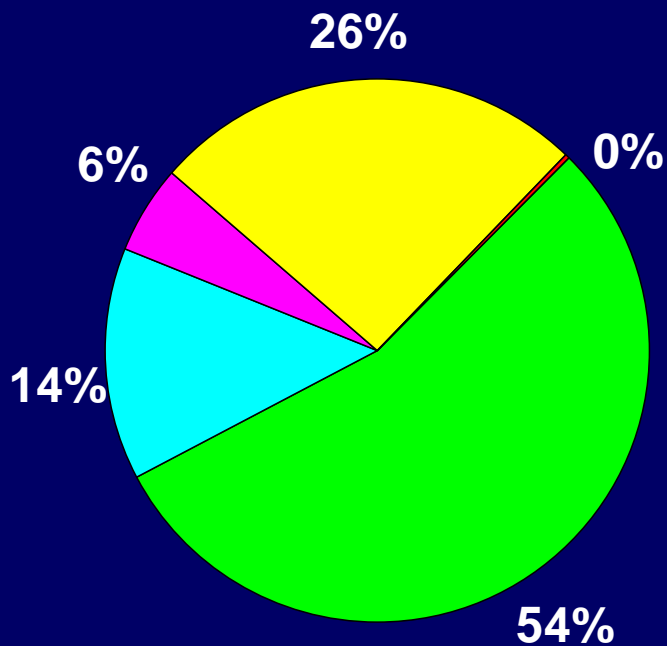
\*Data includes Dept of Corrections cases.

\*\*Other includes Asian/Pacific Islanders and Native Alaskans/American Indians. Data as of 06/03/10

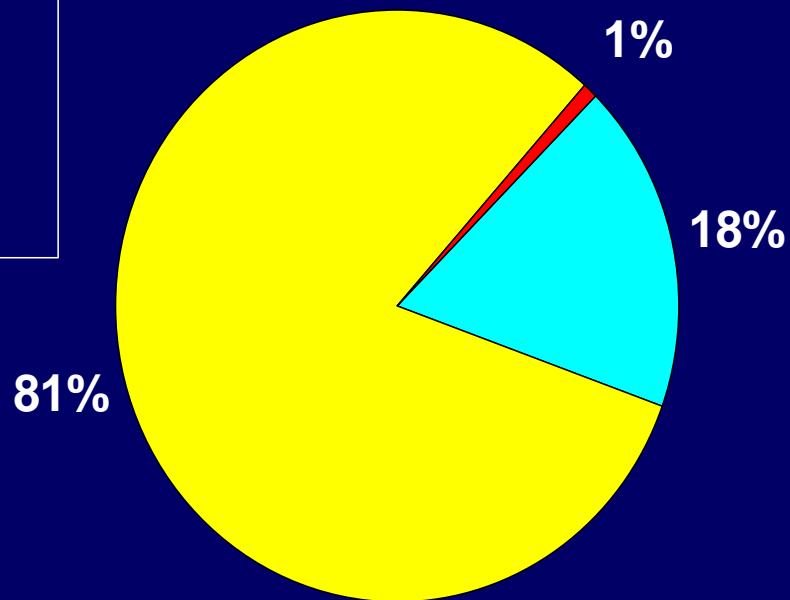


# Living HIV/AIDS Cases Among Persons Age 50+ by Mode of Exposure Category and Sex Florida, Data through 2009


**Males**  
**N=22,994**



**Females**  
**N=8,135**



# In Summary



- In 2009, those aged 50+ made up 25% of AIDS cases and 19% of the HIV cases reported in Florida.
- Through 2009, persons currently aged 50+ accounted for 27% of all people living with HIV/AIDS in Florida.
- Of the 31,129 living HIV/AIDS cases reported among persons aged 50 and older in Florida through 2009:
  - males represent 74% and females represent 26%
  - whites represent 32%, blacks represent 50% and
  - Hispanics represent 18%.



# Aging and HIV Infection

Studies have suggested that aging is an important risk factor in accelerated HIV disease progression\*

HIV infection and aging both greatly impact the immune system

With an immune system doubly challenged, those aging with HIV will likely confront more health challenges such as

- Diabetes, heart disease, and other co-morbidities
- Fatigue, malnutrition, and bone problems
- Menopause issues (for women)

---

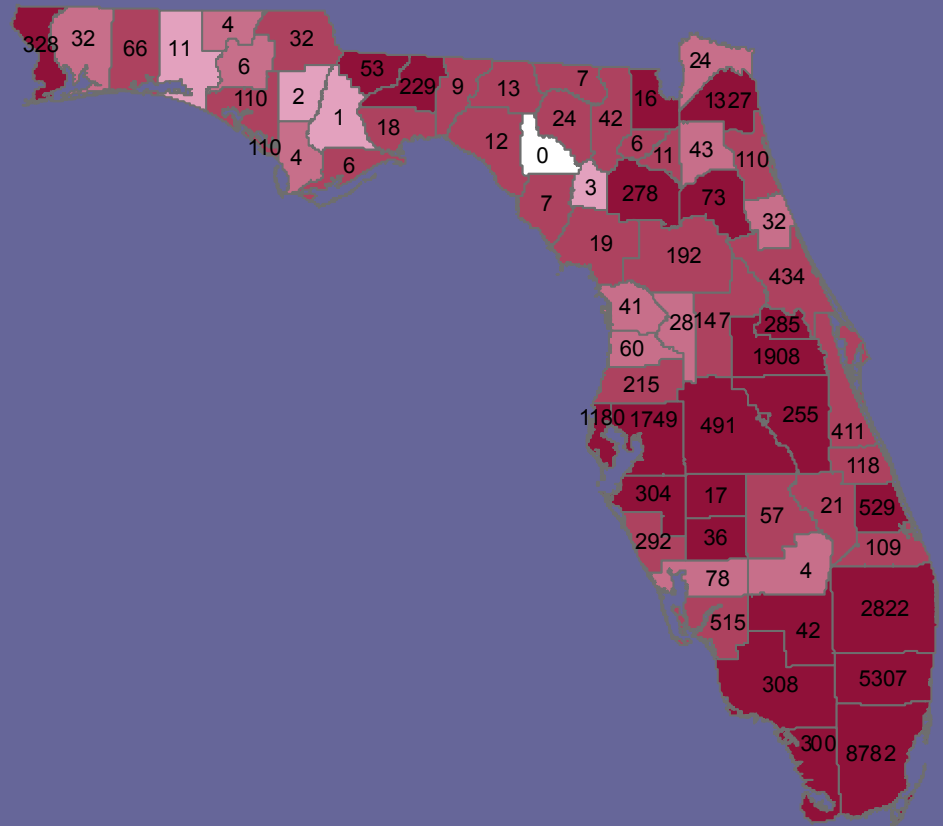
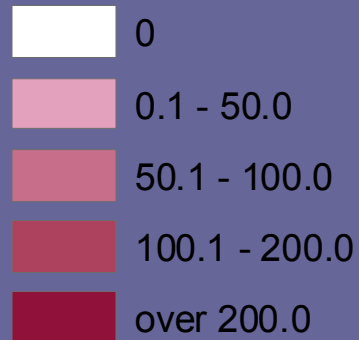
\*Adler WH, Baskar PV, Chrest FJ, Dorsey-Cooper B, Winchurch RA, Nagel JE. HIV infection and aging:

mechanisms to explain the accelerated rate of progression in the older patient. Mech Ageing Dev 1997 Jun; 96 (1-3): 137-55

# Living HIV/AIDS Case Rates per 100,000 Population Among Persons Age 50+ Reported by County of Residence, Florida, Reported through 2009


**N = 31,129**

## Rate per 100,000 Population



Based on 2009 statewide midyear estimates for Age 50+ population. The cumulative rates for persons Age 50+ is 451.08 per 100,000 population.

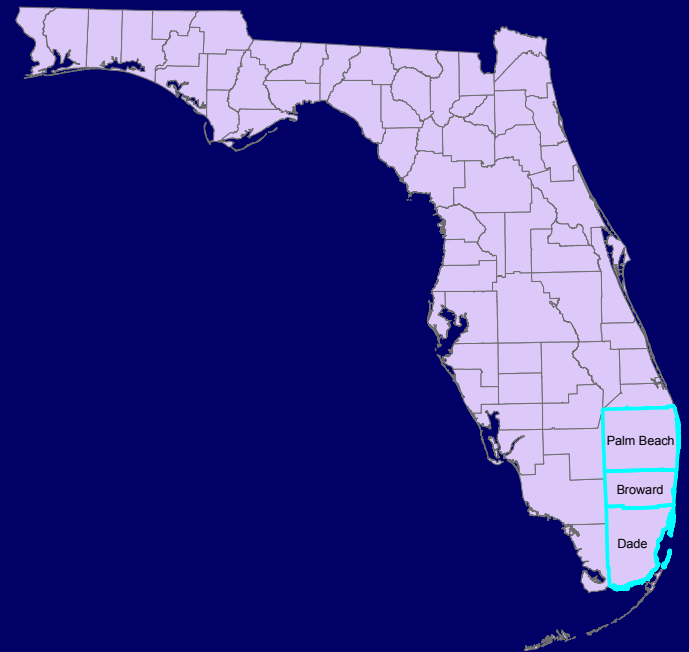
County totals exclude Department of Correction cases (N=1,134). Numbers on counties are cases reported.



## Living HIV/AIDS Cases Of the Persons Age 50+ Reported through December, 2009

**62% resided in the following counties at the time of diagnosis:**

- **Miami-Dade County 29%**
- **Broward County 17%**
- **Palm Beach County 9%**
- **Orange County 7%**





---

# Misconceptions about HIV/AIDS Among Persons Age 50+

- ❑ **HIV/AIDS in the United States is generally regarded as a young person's disease.**
- ❑ **HIV/AIDS heavily affects only those in young adulthood and early middle age.**
- ❑ **Persons over 50 are not at risk for HIV/AIDS.**
- ❑ ***SEX DOES NOT END AT 50!!!***

# Living HIV/AIDS Case Rates Among Persons Age 50+ Florida, Reported through 2009

<b>County</b>	<b>50+ Population*</b>	<b>Percent of State Pop</b>	<b>50+ HIV/AIDS Cases</b>	<b>50+ HIV/AIDS Case Rate**</b>	<b>Percent of State 50+ HIV/AIDS Cases</b>
Miami-Dade	779,945	11%	<b>9,019</b>	<b>1156.4</b>	29%
Broward	572,224	8%	<b>5,334</b>	<b>932.2</b>	17%
Palm Beach	526,170	8%	<b>2,843</b>	<b>540.3</b>	9%
Orange	284,179	4%	<b>2,040</b>	<b>717.9</b>	7%
Hillsborough	359,484	5%	<b>1,749</b>	<b>486.5</b>	6%
Duval	268,456	4%	<b>1,328</b>	<b>494.7</b>	4%
Pinellas	402,392	6%	<b>1,180</b>	<b>293.2</b>	4%
Saint Lucie	115,574	2%	530	<b>458.6</b>	2%
Lee	279,084	4%	515	184.5	2%
Polk	216,517	3%	510	<b>235.5</b>	2%
Volusia	217,258	3%	446	205.3	1%
Brevard	238,313	3%	412	172.9	1%
Escambia	268,456	4%	338	<b>125.9</b>	1%
Manatee	136,050	2%	304	<b>223.4</b>	1%
Collier	148,069	2%	309	208.7	1%
Sarasota	214,320	3%	292	136.2	1%
Seminole	129,503	2%	285	<b>220.1</b>	1%
Pasco	193,384	3%	220	113.8	1%
Marion	148,850	2%	240	161.2	1%
Lake	136,018	2%	160	117.6	1%
<b>STATE TOTAL</b>	<b>6,900,977</b>	<b>100%</b>	<b>31,129</b>	<b>451.1</b>	<b>100%</b>

\*2009 Population Estimates, FL DOH, Office of Planning, Evaluation and Data Analysis

\*\*Case rate per 100,000 population

# Concerns about Persons Age 50+

- Which demographic, social and illness factors influence the use of health and social services?
- What factors affect service use among older persons with HIV/AIDS?



- How do older persons with HIV/AIDS utilize health and social services compared to their younger counterparts?

# Factors in persons 50 or older with HIV/AIDS ....

- May be at higher risk for social isolation, including depression and social stigma
- Older persons with HIV/AIDS are more likely to live alone
- Are most likely to be in denial and refuse treatment because they can not identify with the disease
- May not be considered for testing by medical professionals, even when they exhibit symptoms for HIV/AIDS
- May get back into the dating scene, after divorce or the death of a spouse
- Do not consider that they need to use condoms
- Tend to die sooner than others after an AIDS diagnosis because the disease has progressed without treatment. This is partially because physicians are much less likely to discuss symptoms suggestive of HIV infection with older patients
- Mistake the symptoms of HIV/AIDS for the aches and pains of normal aging.

# TRUTHS About HIV/AIDS Among Person Age 50+

- ❑ Older persons with HIV/AIDS are more likely to live alone.
- ❑ Older persons with HIV/AIDS may be at higher risk for social isolation, including depression and social stigma.
- ❑ Older persons with HIV/AIDS are at increased risk for mortality

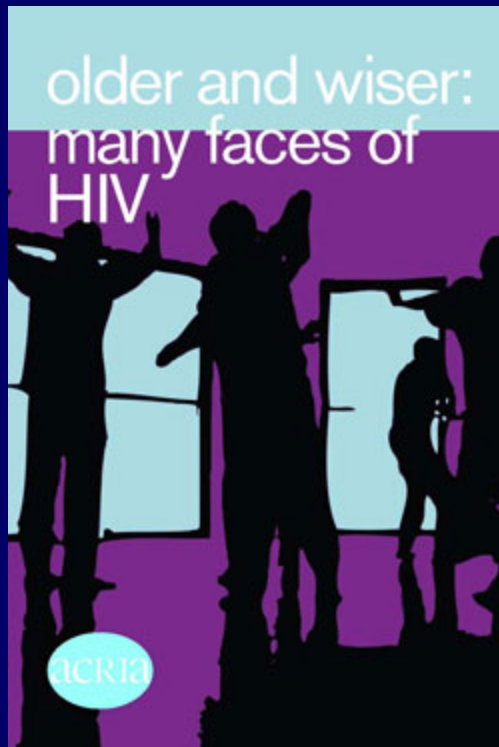




# So, what can we do?

- ❑ Encourage and promote HIV testing among older Americans
- ❑ Provide HIV prevention and education messages to older Americans
- ❑ Provide resources for linkage to treatment and care for HIV infected older Americans
- ❑ Organize health fairs that focus on HIV/AIDS and healthcare in older Americans
- ❑ Encourage older Americans to practice safer methods to prevent HIV/AIDS and other Sexually Transmitted Diseases (STD's)
- ❑ Conduct events at senior community centers or nursing home facilities
- ❑ Talk to an older adult in your family about getting tested
- ❑ Engage leaders in the faith community to participate in local, regional, or national events on or around NHAAD.

# Materials You Can Use.....And we can provide to you for FREE



Both these DVDs come with a study guide to help facilitate discussion. They also have both English and Spanish programs on the single DVD.



# Other FREE Assistance Available...

- The HIV/AIDS and Aging Day Tool Kit
  - Available from The AIDS Institute, this resource has a community planning guide, brochures, fact sheets, statistics at a glance from the top 5 states, posters which can be duplicated and personalized, sample press releases and talking points.
- Presentations by Department of Health Staff (County Health Departments)
- Condoms
- Brochures
- Incentive Items such as bags, chip clips, magnets



# Additional Resources

- [www.FloridaAIDs.org](http://www.FloridaAIDs.org) – Florida Department of Health, Bureau of HIV/AIDS website
- [www.communitiesforalifetime.org](http://www.communitiesforalifetime.org) – Florida Department of Elder Affairs, Communities for a Lifetime website
- [www.TheAIDSInstitute.org](http://www.TheAIDSInstitute.org) – National HIV/AIDS Aging Awareness Day materials and resources
- [www.AIDS.gov](http://www.AIDS.gov) – Other HIV/AIDS Awareness Days and resources
- <http://www.acria.org/files/ROAH%20Final.pdf> – Research on Older Adults with HIV (ROAH) Study and other resources
- [www.gmhc.org/files/editor/file/a\\_pa\\_aging10\\_emb2.pdf](http://www.gmhc.org/files/editor/file/a_pa_aging10_emb2.pdf) - Growing Older with the Epidemic: HIV and Aging

# Things to Think About.....

- ❑ “Old” age is NOT a safety net.
- ❑ Older people also need to be checked for HIV/AIDS!
- ❑ Sex does NOT end at 50.
- ❑ Life BEGINS at 50!!





---

# Thank You!

## □ Contact Information

### ■ Karen Simons

(850) 245-4444, ext. 2625

[Karen\\_Simons@doh.state.fl.us](mailto:Karen_Simons@doh.state.fl.us)

### ■ Sharita McKinnon

(850) 414-2078

[mckinnons@elderaffairs.org](mailto:mckinnons@elderaffairs.org)

### ■ Michelle Scavnicky

(813) 258-5929

[Mscavnicky@TheAIDSInstitute.org](mailto:Mscavnicky@TheAIDSInstitute.org)